

All Drawing functions readily available from Standard toolbars
Simply click on the toolbar button for the drawing function you require and then click to the position on the drawing where you want to draw.
See back of this sheet for full list of features.

Dimensions
One button to add dimension arrows and sizes.

Zoom control for display
REFDRAW has zoom levels from full drawing up to 500%. Allows you to Zoom in to draw close detail and zoom out to see the complete drawing. Default zoom level is full width.

Page Format & Drawing Size
REFDRAW automatically sets the available size of the drawing area to match the available space on the REFMAN Job Text, Job Notes or Section Preface page. On completion, REFDRAW automatically inserts the drawings into the correct position on the Specification page.

Overview

REFDRAW is a drawing tool designed especially for use in conjunction with REFMAN's Specification Generator and Shipboard Defect Recording modules. It has been developed for use by anyone who needs to insert drawings into a REFMAN Job or Defect Description.


















The emphasis throughout REFDRAW is on speed and ease of use. All the main functions are accessible either via buttons on a toolbar or direct from a standard mouse.

REFDRAW allows users to create drawings using tools to insert lines, shapes and images/pictures. Items can be referenced individually and moved, re-sized or rotated in the drawing area.












REFDRAW automatically adjusts the available size of the drawing area to match the space that is available on the REFMAN specification page, allowing for varying size of Job Text, Job Notes and Section Preface pages.

REFDRAW – Refman’s Drawing Module

Main Program Features:

-  - **Lines** – draw lines with control over thickness, colour, and style.
-  - **Rectangles** – draw squares and rectangles of any size.
-  - **Rounded Rectangles** – draw squares and rectangles with rounded corners of any size.
-  - **Ellipses** – draw ellipses/circles of any size.
-  - **Arc** – draw arcs of any size and length.
-  - **Pie** – draw pie shapes of any size.
-  - **Chord** - draw chord shapes of any size.
-  - **Polyline** – draw polylines with an unlimited number of points.
-  - **Polygon** – draw polygons with an unlimited number of points where the last point is automatically joined to the first point making a complete polygon.
-  - **Text** – insert text of any size with complete control over text colour and style.
-  - **Insert Pictures/Images** – .BMP, .JPG, .WMF, .EMF and optional filters/converters are available for .DFX (AutoCad) & .PDF (Adobe Acrobat) format files. Other formats can be inserted via the Windows clipboard by using the Paste function.
-  - **Cropping** – to remove unwanted areas around inserted pictures and images.
-  - **Dimension Lines** – insert dimension lines at any angle and length with arrows at both ends. Enter dimension text with control over positioning next to dimension line.
-  - **Link Objects** – link objects together using a visual line with arrows. Link line is maintained even when individual objects are moved.
-  - **Select individual objects or range of objects.**
-  - **Select All** objects.
-  - **Group** selected objects.

The essential companion to REFMAN’s Specification Generator & Shipboard Defect Recording Modules.

-  - **Ungroup** objects.
-  - **Delete** selected objects.
-  - **Move** and resize selected objects.
-  - **Rotate** objects. Control over rotation angle and centre of rotation.
-  - **Layers** –move layers to top, bottom, up one layer or down one layer.
-  - **Copy** selected objects.
-  - **Paste** objects that have been copied in the drawing module or have been copied in external software. Use this function to insert pictures and text from other software.
-  - **Mirror** or **flip** objects horizontally or vertically
-  - **Undo** and **Redo** function.
-  - **Unit of measurement.** Display cursor position in Inches or in Centimetres.
-  - **Colour** – use standard colours or define custom colours for lines, filling and text.
- Line Style** - select from solid lines, dash lines, dot lines, or combination of these.
- Line Width** - select from 1 to 6 point width.
- Fill Pattern** - includes: transparent, solid, diagonal lines, and vertical lines. Used with rectangles, ellipses, circles, pie, chords and polygons.
- Zoom** – from full screen to 500%.
- Drawing Mode** – specify the way in which an object attributes are combined with objects already in the drawing.
- Drawing area displayed with background “**grid**” for easy and accurate positioning/alignment of drawing objects.
- Drawing objects can be automatically “**snapped**” to grid points.
- On screen guide points, pop-up tips and a range of saving options to help **keep file sizes to a minimum.**

System Requirements: As per REFMAN’s Specification Generator or Shipboard Defect Recording module as appropriate.